



Residential Product Line

Contents

American Tradition Series™ Carriage House Models Insulated Steel & Overlay / 2" thick / R-13.45	p 2-7
Residential Aluminum 360 Series Full View Aluminum / 2" thick	p 8-9
5000 Series Insulated Aluminum / 2" thick / R-17.66 Insulated Aluminum / 1¾" thick / R-16.18	p 10-11
2000 Series Insulated Steel / 2" thick / R-17.66	p 12-13
700 Series Insulated Steel / 1¾" thick / R-16.18	p 14-15
600 Series Insulated Steel / 1½" thick / R-13.45	p 16-17
2400 Series 24 Gauge Steel / 2" thick / R-7.45 Available	p 18-19
2500 Series 25 Gauge Steel / 2" thick / R-7.45 Available	p 20-21
SelectView Options	p 22-23
Glass Options	p 23
Window Options	p 24-27
Residential Warranty and Product Gauge Information	p 28
Wind Load & Accessories	p 28
Quality & Environmental Commitment	p 29

Quality People. Quality Products.



Welcome to Haas Door, a family owned and operated company. We value our customers and manufacture our garage doors with the highest quality workmanship and raw materials.

Our method is simple. We hire quality people driven to produce quality products. We call ourselves "The Haas Door Family" and that's the way we operate.

As you read forward, allow us to open a door to endless possibilities for you!

haasdoor.com



Create your garage door and view it on your home at haascreate.com




FEATURES

- 2" Thick with Overlay
- Full Thermal Break
- 13.45 Calculated R-Value
- CFC-Free Polyurethane Insulation
- 26-Gauge Galvanized Steel
- Polyurethane Overlay Boards
- 17 Base & 16 Overlay Colors
- 12 Door Designs
- 10 Window Options
- 4 Impact Polycarbonate Glazing Options
- Available with Wind Load & Impact Options
- Industry Leading Warranty
 - Lifetime Rust-Through & Delamination
 - 6 Year Hardware
 - 5 Year Overlay Delamination
 - 3 Year Spring
 - 1 Year All Other Components




American Tradition series™




LIMITED
LIFETIME
WARRANTY

930 in carbon black with arch 3-pane dark gray/dark gray windows



942 in hunter green



921 in bronze with brown overlays, 3-pane windows, handles and hinges



931 in mahogany



921 in polar white with white overlays, 6-pane rain/frosted windows, handles and hinges

Single Door Designs



920 Plain 921 Plain 922 Plain 940 Plain 941 Plain 942 Plain



930 Arch 931 Arch 932 Arch 950 Arch 951 Arch 952 Arch

Double Door Designs



920 Plain (930 Arch) 922 Plain (932 Arch) 941 Plain (951 Arch)












921 Plain (931 Arch) 940 Plain (950 Arch) 942 Plain (952 Arch)

Enjoy the handcrafted quality and rich traditional carriage house style without the maintenance of wood. The American Tradition Series™ doors contain CFC/HCFC-free polyurethane insulation with a calculated R-value of 13.45. They are available in thirteen solid and four wood grain base colors. Overlay boards are available in the twelve solid and four wood grain colors, with an option to mix and match any combination.

(examples: almond boards on a sandstone door or carbon black boards on an american walnut door)

Solid Base Colors

	
Almond	Bronze
	
Brown	Charcoal
	
Carbon Black**	Gray
	
Hunter Green	Polar White
	
Sahara Tan	Sandstone
	
Trinar® Beige*	Trinar® Brown*
	
Trinar® White*	

*Trinar® colors carry a 35-year finish warranty. **Carbon Black includes a cool chemistry paint finish but is not recommended for projects with extreme exposures to heat and sunlight.



921 in charcoal with ash overlays, 3-pane windows



952 in polar white with solid arch



920 in english oak with 3-pane windows



931 in almond with single arch 6-pane windows





Solid Overlay Colors

			
Almond	Bronze	Brown	Carbon Black
			
Charcoal	Gray	Hunter Green	Sahara Tan
			
Sandstone	Trinar® Beige	Trinar® Brown	White

Wood Grain Base Colors

	
Mahogany	Ash
	
American Walnut	English Oak

Wood Grain Overlay Colors

	
Mahogany	Ash
	
American Walnut	English Oak

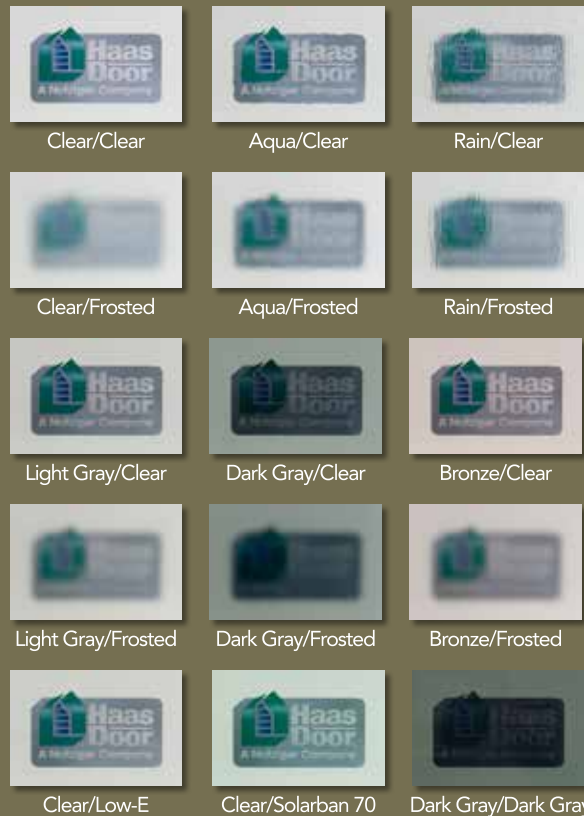
Color Note: Wood grain overlays are handcrafted and can vary slightly in color like real wood.

Top Section Window Designs



Glass Options

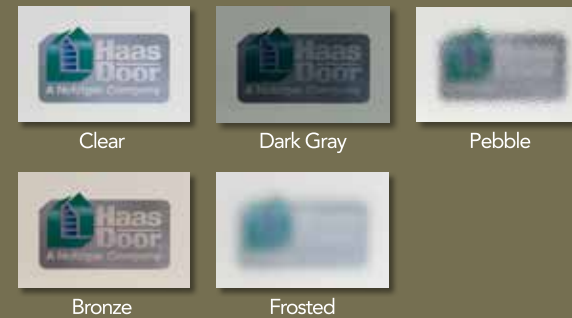
Insulated - 1/2" tempered (optional)




Non-Insulated - 1/8" tempered (standard)



Impact Polycarbonate - (UV rating on Clear only)



Decorative Hardware





Residential Aluminum 360 series

RA 360 Series / 1 3/4" thick

FEATURES

- .050" Minimum Aluminum Tubular Extrusion
- Rust and Corrosion Free
- Commercial-grade Aluminum
- Tongue-and-Groove Section Joints with Air Infiltration Bulb Seal
- Optional Polystyrene Insulated Rails with Calculated R-value up to 4.4
- Custom-matched Color and Powder Coating available
- 16 Insulated Glass Options
- 13 Non-Insulated Glazing Options
- 5 Impact Polycarbonate Glazing Options

(Glazing Options on pg23)



RA360ix in national cherry with insulated rails and 1/2" dark gray/frosted glass



RA360 in spiced walnut rails with matching solid panels and 1/4" laminated frosted glass




RA360 in charcoal rails with 1/4" laminated frosted glass (shown with extra stiles)



RA360 in dark bronze anodized rails with 1/4" impact clear polycarbonate

Standard Colors

Matching solid panels also available for all colors.



Clear Anodized Dark Bronze Anodized Black Anodized Polar White Sahara Tan Brown Gray



Charcoal Almond Sandstone Hunter Green Painted Bronze Painted Black

Powder Coated Wood Grain Colors



Oregon Douglas National Oak American Douglas Knotty Pine Colony Maple European Cherry Antique Cherry



Heritage Maple Coffee Cherry with Flame National Cherry Spiced Walnut Black Walnut

Due to the printing process, colors may vary. For an accurate color match, contact your Haas Door dealer.

FEATURES

- 2" or 1¾" Thick with Full Thermal Break
- 17.66 Calculated R-Value (5200 Models); 16.18 Calculated R-Value (5700 Models)
- CFC-Free Polyurethane Insulation
- Corrosion-Resistant Stucco Embossed Aluminum
- Trinar® Color with 35-Year Finish Warranty
- Air Infiltration Joint Seal (5200 Models)
- Available with Wind Load & Impact Options
- Decorative Glass Options (pg 24)
- SelectView Options (pg 22-23)
- 41 Window Options (pg 25-27)
- Industry Leading Warranty
 - Lifetime Delamination
 - 6 Year Hardware
 - 3 Year Spring
 - 1 Year All Other Components





5000 series

MIAMI-DADE COUNTY
APPROVED



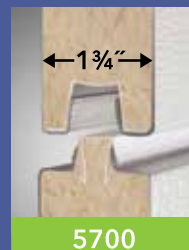
LIMITED
LIFETIME
WARRANTY

5210/5710 in Trinar® polar white



A **Full Thermal Break** is used in the tongue-and-groove construction of all 5000 series doors. This rigid vinyl extrusion seals the joints and eliminates metal-to-metal contact, which limits the transfer of temperature.

5200 series doors include **Air Infiltration Seals**, which exceed the ASHRAE 90.1 Standard when installed with standard bottom seal and commonly available rigid/flexible vinyl door stop.




5700

Color Options



Trinar® Polar White



Trinar® Almond

Panel Options



Flush Stucco
Model 5210 (2" thick R-17.66)
Model 5710 (1¾" thick R-16.18)
 Carriage Windows p24 & 25
 Ranch Windows p24 & 26
 TL Windows p26
 Standard Windows p24 & 27



V-Groove Stucco
Model 5212 (2" thick R-17.66)
Model 5712 (1¾" thick R-16.18)
 TL Windows p26



Raised Ranch Stucco Panel
Model 5270 (2" thick R-17.66)
Model 5770 (1¾" thick R-16.18)
 Ranch Windows p24 & 26



Raised Standard Stucco Panel
Model 5280 (2" thick R-17.66)
Model 5780 (1¾" thick R-16.18)
 Standard Windows p24 & 27

Insulated Aluminum 11

Color Options

Wood Grain



The pre-painted wood grain finish is baked on to ensure a durable and long lasting door. Steel wood grain colors feature a 10 year finish warranty. Bi-Directionals feature a light stucco embossment. Uni-Directionals feature a wood grain embossment. *Bi-Directional American Walnut not available on 70, 71, 72, 73, 74, 80, 81, 82 & 90 models

Premium



*Trinar® colors carry a 35-year finish warranty, making them ideal for projects that require extra-long lasting durability and beauty. **Carbon Black includes a cool chemistry paint finish but is not recommended for projects with extreme exposures to heat and sunlight.


Standard



Due to the printing process, colors may vary. For accurate color samples, contact a Haas Door dealer for a color selector.

FEATURES

- 2" Thick with Full Thermal Break
- 17.66 Calculated R-Value
- CFC-Free Polyurethane Insulation
- 26-Gauge Galvanized Steel
- Air Infiltration Joint Seal
- Available with Wind Load & Impact Options
- Decorative Glass Options (pg 24)
- SelectView Options (pg 22-23)
- 41 Window Options (pg 25-27)
- Industry Leading Warranty
 - Lifetime Rust-Through & Delamination
 - 10 Year Finish (Wood Grain colors)
 - 6 Year Hardware
 - 3 Year Spring
 - 1 Year All Other Components



2000 series doors include **Air Infiltration Seals**, which exceed the ASHRAE 90.1 Standard when installed with standard bottom seal and commonly available rigid/flexible vinyl door stop.

A **Full Thermal Break** is used in the tongue-and-groove construction. This rigid vinyl extrusion seals the joints and eliminates metal-to-metal contact, which limits the transfer of temperature.



2000 series

MIAMI-DADE COUNTY APPROVED

Florida/Non-Florida Wind Load Impact/Non-Impact

Texas/Non-Texas Wind Load Impact/Non-Impact

LIMITED LIFETIME WARRANTY

2064 in uni-directional mahogany with 3-pane arch windows, hinges and handles



2060 in uni-directional ash with 3-pane windows



2010 in sandstone with plain carriage house windows and selectview option (see pg 22)



2073 in sahara tan with colonial windows



2080 in charcoal with colonial windows

Panel Options



Flush Model 2010
All colors except Bi-Directional wood grains
Carriage Windows p24 & 25
Ranch Windows p24 & 26
TL Windows p26
Standard Windows p24 & 27

V-Groove Model 2012
All colors except Bi-Directional wood grains
TL Windows p26

Ribbed Short Panel Model 2060
Carriage Windows p24 & 25
Model 2072
Ranch Windows p24 & 26
Model 2082
Standard Windows p24 & 27

Recessed Short Panel Model 2061
Carriage Windows p24 & 25
Model 2071
Ranch Windows p24 & 26
Model 2081
Standard Windows p24 & 27

Ribbed Long Panel Model 2064
Carriage Windows p24 & 25
Model 2074
Ranch Windows p24 & 26

Recessed Long Panel Model 2063
(Not available in 24" sections)
Carriage Windows p24 & 25
Model 2073
(Not available in 24" sections)
Ranch Windows p24 & 26

Raised Ranch Panel Model 2070
Ranch Windows p24 & 26

Raised Standard Panel Model 2080
Standard Windows p24 & 27

Sculptured Raised Panel Model 2090
Standard Windows p24 & 27

Color Options

Wood Grain



The pre-painted wood grain finish is baked on to ensure a durable and long lasting door. Steel wood grain colors feature a 10 year finish warranty. Bi-Directionals feature a light stucco embossment. Uni-Directionals feature a wood grain embossment. *Bi-Directional American Walnut not available on 70, 71, 72, 73, 74, 80, 81, 82 & 90 models

Premium



*Trinar® colors carry a 35-year finish warranty, making them ideal for projects that require extra-long lasting durability and beauty. **Carbon Black includes a cool chemistry paint finish but is not recommended for projects with extreme exposures to heat and sunlight.

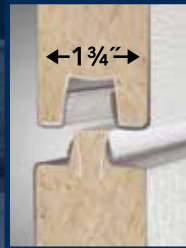
Standard



Due to the printing process, colors may vary. For accurate color samples, contact a Haas Door dealer for a color selector.

FEATURES

- 1 3/4" Thick with Full Thermal Break
- 16.18 Calculated R-Value
- CFC-Free Polyurethane Insulation
- 26-Gauge Galvanized Steel
- Available with Wind Load & Impact Options
- Decorative Glass Options (pg 24)
- SelectView Options (pg 22-23)
- 47 Window Options (pg 25-27)
- Industry Leading Warranty
 - Lifetime Rust-Through & Delamination
 - 10 Year Finish (Wood Grain colors)
 - 6 Year Hardware
 - 3 Year Spring
 - 1 Year All Other Components




A Full Thermal Break is used in the tongue-and-groove construction of all 700 series doors. This rigid vinyl extrusion seals the joints and eliminates metal-to-metal contact, which limits the transfer of temperature.



700 series



700 Series / 1 3/4" thick / R-16.18



763 in bronze with plain windows



712 in uni-directional english oak with TL windows and selectview option (see pg 22)



761 in polar white with 3-pane windows, hinges and handles



764 in sandstone with 6-pane arch windows

Panel Options



Flush Model 710
All colors except Bi-Directional wood grains
Carriage Windows p24 & 25
Ranch Windows p24 & 26
TL Windows p26
Standard Windows p24 & 27

V-Groove Model 712
All colors except Bi-Directional wood grains
TL Windows p26

Ribbed Short Panel Model 760
Carriage Windows p24 & 25
Model 772
Ranch Windows p24 & 26
Model 782
Standard Windows p24 & 27

Recessed Short Panel Model 761
Carriage Windows p24 & 25
Model 771
Ranch Windows p24 & 26
Model 781
Standard Windows p24 & 27

Ribbed Long Panel Model 764
Carriage Windows p24 & 25
Model 774
Ranch Windows p24 & 26

Recessed Long Panel Model 763
(Not available in 24" sections)
Carriage Windows p24 & 25
Model 773
(Not available in 24" sections)
Ranch Windows p24 & 26

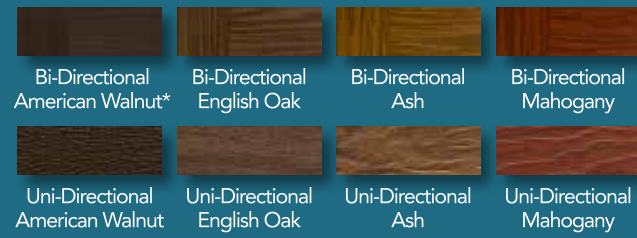
Raised Ranch Panel Model 770
Ranch Windows p24 & 26

Raised Standard Panel Model 780
Standard Windows p24 & 27

Sculptured Raised Panel Model 790
Standard Windows p24 & 27

Color Options

Wood Grain



The pre-painted wood grain finish is baked on to ensure a durable and long lasting door. Steel wood grain colors feature a 10 year finish warranty. Bi-Directionals feature a light stucco embossment. Uni-Directionals feature a wood grain embossment. *Bi-Directional American Walnut not available on 70, 71, 72, 73, 74, 80, 81, 82 & 90 models

Premium



*Trinar® colors carry a 35-year finish warranty, making them ideal for projects that require extra-long lasting durability and beauty. **Carbon Black includes a cool chemistry paint finish but is not recommended for projects with extreme exposures to heat and sunlight.

Standard



Due to the printing process, colors may vary. For accurate color samples, contact a Haas Door dealer for a color selector.

Brown

FEATURES

- 1³/₈" Thick with Full Thermal Break
- 13.45 Calculated R-Value
- CFC-Free Polyurethane Insulation
- 26-Gauge Galvanized Steel
- Available with Wind Load & Impact Options
- Decorative Glass Options (pg 24)
- SelectView Options (pg 22-23)
- 47 Window Options (pg 25-27)
- Industry Leading Warranty
 - Lifetime Rust-Through & Delamination
 - 10 Year Finish (Wood Grain colors)
 - 6 Year Hardware
 - 3 Year Spring
 - 1 Year All Other Components



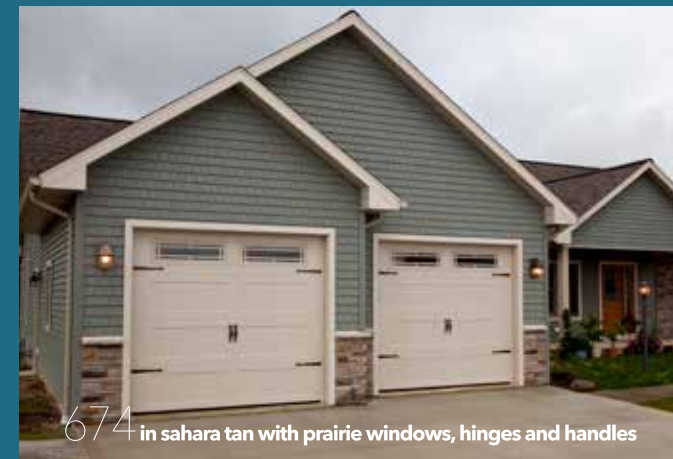
A Full Thermal Break is used in the tongue-and-groove construction of all 600 series doors. This rigid vinyl extrusion seals the joints and eliminates metal-to-metal contact, which limits the transfer of temperature.



600 series



660 in mahogany with 6-pane windows



674 in saharan tan with prairie windows, hinges and handles



680 in carbon black with colonial windows and selectview option (see pg 22)



660 in sandstone with 6-pane windows, hinges and handles



660 in bi-directional american walnut with 3-pane windows

Panel Options



- | | | | | | | | | |
|--|--|---|---|---|---|---|---|---|
| <p>Flush Model 610
All colors except Bi-Directional wood grains
Carriage Windows p24 & 25
Ranch Windows p24 & 26
TL Windows p26
Standard Windows p24 & 27</p> | <p>V-Groove Model 612
All colors except Bi-Directional wood grains
TL Windows p26</p> | <p>Ribbed Short Panel Model 660
Carriage Windows p24 & 25
Model 672
Ranch Windows p24 & 26
Model 682
Standard Windows p24 & 27</p> | <p>Recessed Short Panel Model 661
Carriage Windows p24 & 25
Model 671
Ranch Windows p24 & 26
Model 681
Standard Windows p24 & 27</p> | <p>Ribbed Long Panel Model 664
Carriage Windows p24 & 25
Model 674
Ranch Windows p24 & 26</p> | <p>Recessed Long Panel Model 663
<i>(Not available in 24" sections)</i>
Carriage Windows p24 & 25
Model 673
<i>(Not available in 24" sections)</i>
Ranch Windows p24 & 26</p> | <p>Raised Ranch Panel Model 670
Ranch Windows p24 & 26</p> | <p>Raised Standard Panel Model 680
Standard Windows p24 & 27</p> | <p>Sculptured Raised Panel Model 690
Standard Windows p24 & 27</p> |
|--|--|---|---|---|---|---|---|---|

FEATURES

- 2" Thick
- 24-Gauge Galvanized Steel
- Tongue-and-Groove Construction
- 7.45 R-Value available
- Available with Wind Load
- Decorative Glass Options (pg 24)
- SelectView Options (pg 22-23)
- 37 Window Options (pg 25-27)
- Industry Leading Warranty
 - Lifetime Rust-Through
 - 6 Year Hardware
 - 3 Year Spring
 - 1 Year All Other Components



Tongue-and-groove construction is used in the manufacturing of all 2400 series doors. The door shown includes optional polystyrene insulation panel. (exterior cross section view)



2400 series



2460 in sahara tan with arch 6-pane windows

LIMITED
LIFETIME
WARRANTY

Texas/Non-Texas
Wind Load
Impact/Non-Impact

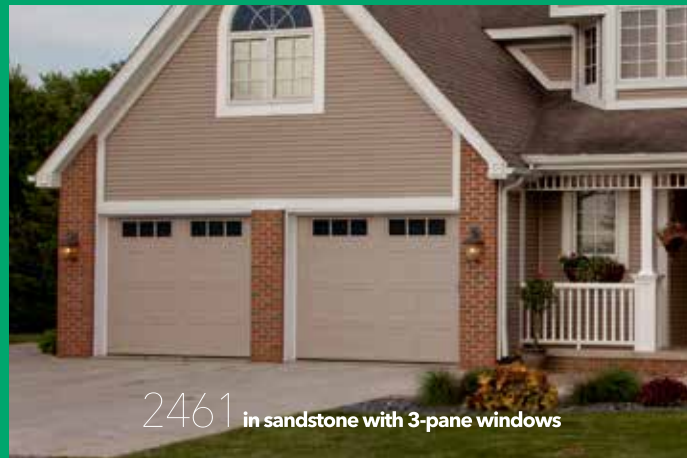
Florida/Non-Florida
Wind Load
Impact/Non-Impact

MIAMI-DADE COUNTY
APPROVED

2400 Series / 2" thick / R-7.45 available




2470 in sahara tan with prairie windows



2461 in sandstone with 3-pane windows




2460 in polar white with 6-pane windows, hinges and handles



2480 in almond

Color Options



Insulated Laminate Back
(L) - inside view

* L indicates energy efficient insulated laminate back option

** indicates panel is not available in 18" sections

Panel Options



Flush
Model 2410/2410L*
Carriage Windows p24 & 25
Ranch Windows p24 & 26
TL Windows p26
Standard Windows p24 & 27

Ribbed Short Panel**
Model 2460/2460L*
Carriage Windows p24 & 25
Model 2472/2472L*
Ranch Windows p24 & 26
Model 2482/2482L*
Standard Windows p24 & 27


Recessed Short Panel**
Model 2461/2461L*
Carriage Windows p24 & 25
Model 2471/2471L*
Ranch Windows p24 & 26
Model 2481/2481L*
Standard Windows p24 & 27

Raised Ranch Panel
Model 2470/2470L*
Ranch Windows p24 & 26

Raised Standard Panel
Model 2480/2480L*
Standard Windows p24 & 27

FEATURES

- 2" Thick
- 25-Gauge Galvanized Steel
- Tongue-and-Groove Construction
- 7.45 R-Value available
- Available with Wind Load
- Decorative Glass Options (pg 24)
- SelectView Options (pg 22-23)
- 37 Window Options (pg 25-27)
- Industry Leading Warranty
 - Lifetime Rust-Through
 - 3 Year Hardware
 - 3 Year Spring
 - 1 Year All Other Components



Tongue-and-groove construction is used in the manufacturing of all 2500 series doors. The door shown includes optional polystyrene insulation panel. (exterior cross section view)



2500 series


2500 Series / 2" thick / R-7.45 available

LIMITED
LIFETIME
WARRANTY


Florida/Non-Florida
Wind Load
Impact/Non-Impact

Texas/Non-Texas
Wind Load
Impact/Non-Impact

2560 in sandstone with 6-pane double arch windows



Color Options



Insulated Laminate Back (L) - inside view

* L indicates energy efficient insulated laminate back option

** indicates panel is not available in 18" sections

Panel Options



Ribbed Short Panel**
Model 2560/2560L*
Carriage Windows p24 & 25

Model 2572/2572L*
Ranch Windows p24 & 26

Model 2582/2582L*
Standard Windows p24 & 27

Recessed Short Panel**
Model 2561/2561L*
Carriage Windows p24 & 25

Model 2571/2571L*
Ranch Windows p24 & 26

Model 2581/2581L*
Standard Windows p24 & 27

Raised Ranch Panel
Model 2570/2570L*
Ranch Windows p24 & 26

Raised Standard Panel
Model 2580/2580L*
Standard Windows p24 & 27

SelectView Options


SelectView by Haas Door allows you to break out of the mold of a traditional garage door by placing windows in multiple patterns dependent on the window openings you desire. Whether you desire a modern take on a wood grain door or wish to match the window pattern to an entrance door, SelectView makes it easy to create a unique garage door window pattern to complement the style of your home or create a unique look.

Carriage House Options



- Add windows to a flush door to create a modern, custom look to fit your home.
- Available in Flush (10) models.
- Available with Decorative glass, Specialty glass & inserts.
- Largest glass window size - 39 7/16" x 13 7/16".

(Possibilities shown below, many more available)




TL Options




- Take the ordinary residential door to extraordinary.
- Available in Flush and V-Groove models.
- 25" x 12" and 24" x 6" window sizes, large window frame matches door color.

(Possibilities shown below, many more available)




Standard Options



- Mix windows & standard panels for a unique look.
- Available in Standard (80 & 90) stamped panel models.
- Available with Decorative glass, Specialty glass & inserts.
- 18 3/8" x 11 3/8" window size for 5000, 2000, 700 and 600 Series – 17 3/8" x 11 3/8" window size for 2400 and 2500 Series.

(Possibilities shown below, many more available)




SelectView Options (continued)

Ranch Options



- Create curb appeal with windows and panels.
- Available in Ranch (70) stamped panel models.
- Available with Decorative glass, Specialty glass & inserts.
- 39 3/8" x 11 1/2" size window.

(Possibilities shown below, many more available)



Glass Options


Insulated



Non-Insulated




Additional Residential Aluminum Non-Insulated



Impact Polycarbonate

(UV rating on Clear only)



Decorative Glass Window Options (more details on haasdoor.com)

Carriage House Series (not available in 18" sections)

5210
2010, 2060, 2061, 2063, 2064
3/4" Insulated - Clear/Clear, Clear/Frosted

5710
710, 760, 761, 763, 764
610, 660, 661, 663, 664
1/2" Insulated - Clear/Clear, Clear/Frosted

2410, 2460, 2461
2560, 2561
1/8" Tempered - Clear

Emerald



Modern Craft



Prairieview



Ranch Series

5210, 5270
2010, 2070, 2071, 2072, 2073, 2074
1/2" Insulated - Clear/Clear, Clear/Frosted

5710, 5770
710, 770, 771, 772, 773, 774
610, 670, 671, 672, 673, 674
1/2" Insulated - Clear/Clear, Clear/Frosted

2410, 2470, 2471, 2472
2570, 2571, 2572
1/8" Tempered - Clear

Emerald



Modern Craft



Prairieview



Standard Series

5210, 5280
2010, 2080, 2081, 2082, 2090
1/2" Insulated - Clear/Clear, Clear/Frosted

5710, 5780
710, 780, 781, 782, 790
610, 680, 681, 682, 690
1/2" Insulated - Clear/Clear, Clear/Frosted

2410, 2480, 2481, 2482
2580, 2581, 2582
1/8" Tempered - Clear

Emerald



Modern Craft



Prairieview



Cape Cod



Window Options

Carriage House Series (not available in 18" sections)

5210
2010, 2060, 2061, 2063, 2064
3/4" Insulated Tempered

5710
710, 760, 761, 763, 764
610, 660, 661, 663, 664
1/8" Tempered
1/2" Insulated Tempered

2410, 2460, 2461
2560, 2561
1/8" Tempered

3-Pane



3-Pane
Single Arch



3-Pane
Double Arch



4-Pane



4-Pane
Single Arch



4-Pane
Double Arch



6-Pane



6-Pane
Single Arch



6-Pane
Double Arch



8-Pane



8-Pane
Single Arch



8-Pane
Double Arch



Plain




Window Options

Ranch Series

5210, 5270
2010, 2070, 2071, 2072, 2073, 2074
1/2" Insulated Tempered

5710, 5770
710, 770, 771, 772, 773, 774
610, 670, 671, 672, 673, 674
1/8" Tempered
1/2" Insulated Tempered

2410, 2470, 2471, 2472
2570, 2571, 2572
1/8" Tempered



TL Series


TL Lite (25" x 12")



5210, 5212
2010, 2012
3/4" Insulated Tempered - Clear/Clear
Outer frame matches door color,
White inside frame

5710, 5712
710, 712
610, 612
1/2" Insulated Tempered - Clear/Clear
Outer frame matches door color,
White inside frame

Small TL Lite (24" x 6")



5210, 5212
3/4" Insulated Tempered - Clear/Clear
Outer frame available in Black or
White, White inside frame

5710, 5712
710, 712
610, 612
1/2" Insulated Tempered - Clear/Clear
Outer frame available in Black or
White, White inside frame

2410, 2410L
1/8" Tempered - Clear
Outer frame available in Black or
White, White inside frame


Window Options

Standard Series

5210, 5280
2010, 2080, 2081, 2082, 2090
1/2" Insulated Tempered

5710, 5780
710, 780, 781, 782, 790
610, 680, 681, 682, 690
1/8" DSB - Clear, Frosted
1/2" Insulated Tempered

2410, 2480, 2481, 2482
2580, 2581, 2582
1/8" DSB - Clear, Frosted



Residential Warranty & Product Gauge Information

American Tradition™ Series

Insulated 26 Gauge Galvanized Steel & Overlay
 Lifetime Delamination and Rust-Through Warranty
 6 Year Hardware Warranty
 5 Year Overlay Delamination Warranty
 3 Year Spring Warranty
 1 Year All Other Components

5000 Series

Insulated 24 Gauge Aluminum
 Lifetime Delamination Warranty
 6 Year Hardware Warranty
 3 Year Spring Warranty
 1 Year All Other Components

2400 Series

24 Gauge Galvanized Steel
 Lifetime Rust-Through Warranty
 6 Year Hardware Warranty
 3 Year Spring Warranty
 1 Year All Other Components

Residential Aluminum 360 Series

0.65" Minimum Aluminum Tubular Extrusion
 6 Year Hardware Warranty
 5 Year Finish Warranty
 3 Year Spring Warranty
 1 Year All Other Components

2000, 700, 600 Series

Insulated 26 Gauge Galvanized Steel
 Lifetime Delamination and Rust-Through Warranty
 6 Year Hardware Warranty
 3 Year Spring Warranty
 1 Year All Other Components

2500 Series

24 Gauge Nominal Galvanized Steel
 Lifetime Rust-Through Warranty
 3 Year Hardware Warranty
 3 Year Spring Warranty
 1 Year All Other Components

Wood Grain Steel Color Option

10 Year Finish Warranty



Haas Door is Committed to Quality.

As a member of the Door and Access Systems Manufacturers Association (DASMA), Haas Door is committed to industry standards for quality and safety. In addition to these guidelines, Haas Door has developed its own quality assurance procedures.

Each raw material used in the manufacturing process is inspected daily for quality assurance. Steel used on the inside and outside skins is checked for accuracy in thickness and finish. The insulation material, a high density CFC/HFC/HCFC-free polyurethane foam, is tested continuously on each production line to ensure that the correct density, blend of material, cure time and calculated R-values are achieved.

Samples of manufactured doors are tested for quality and durability. Doors are cycled tens of thousands of times to test the performance and endurance of the sections, hinges, springs, cables, rollers, bottom seals, and track. Strength is measured using two separate tests. Individual sections are subjected to a dead load test, and complete doors are wind load tested. This ensures that Haas garage doors will meet wind load requirements for building codes across the country.

Haas continues to perform testing outside of the manufacturing facility, as both prototype and current doors are installed in various locations and monitored for durability. External labs are also used to test specific components to ensure quality standards.

Quality people and quality products are what make Haas Door the best garage door manufacturer in the industry. Open the door to endless possibilities!



Wind Load

Haas garage doors are available in a wide range of design pressures for wind load requirements. Contact your local dealer for more information about wind load requirements in your area.



Advanced Paint System

All Haas garage doors include a three-tier, corrosion resistant protective finish with a polyurethane primer and a durable polyester finish coat on the interior and exterior. Haas Door's paint thickness is one of the highest in the industry.



Aluminum



Steel

Weather Seal

Haas garage doors include a heavy vinyl bottom weather seal that seals out the elements and repels the most hostile weather conditions.



Insulated Models



2400 & 2500 Series

Accessories

Optional decorative hardware is available on most models.




Hinges (optional)



Handles (optional, standard on 900 series)



Black nylon, white nylon, 10 ball steel roller



Powder Coated Hardware Options

Environmental Responsibility

Haas Door Company manufactures all garage doors in the U.S. and is committed to providing quality products that are safe for our customers and to the environment. Haas garage doors are made from steel that contains 80% recycled material. A plastic thermal break, made with recycled materials, separates each door section to eliminate metal-to-metal contact and the transfer of temperature. Haas also uses CFC/HFC/HCFC-free polyurethane insulation, which results in some of the most energy-efficient doors on the market. Good for the environment and saves energy!

Haas Door has also implemented an ongoing improvement plan to gain efficiency and reduce waste, including a recycling program for scrap metal, cardboard and plastic. Many suppliers are regional, which minimizes fuel costs, and material packaging is reused or recycled whenever possible.



Rev. 4.1
©Haas Door 2021

320 Sycamore
Wauseon, OH 43567

haasdoor.com



open the door to
endless possibilities